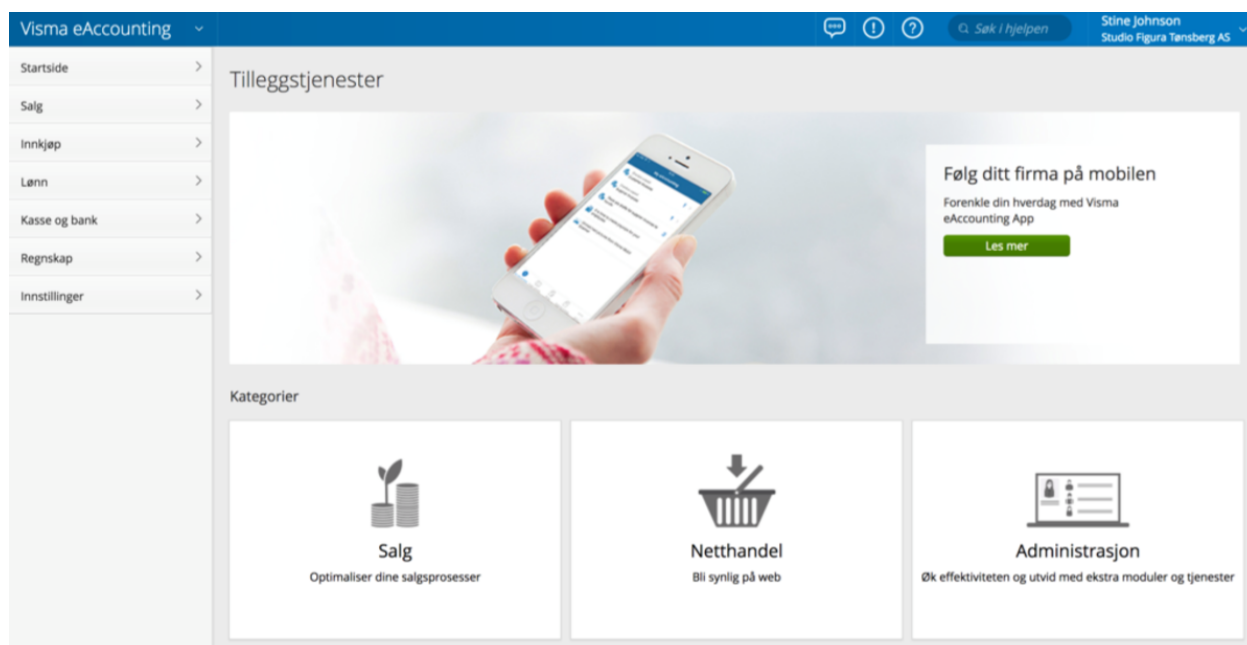


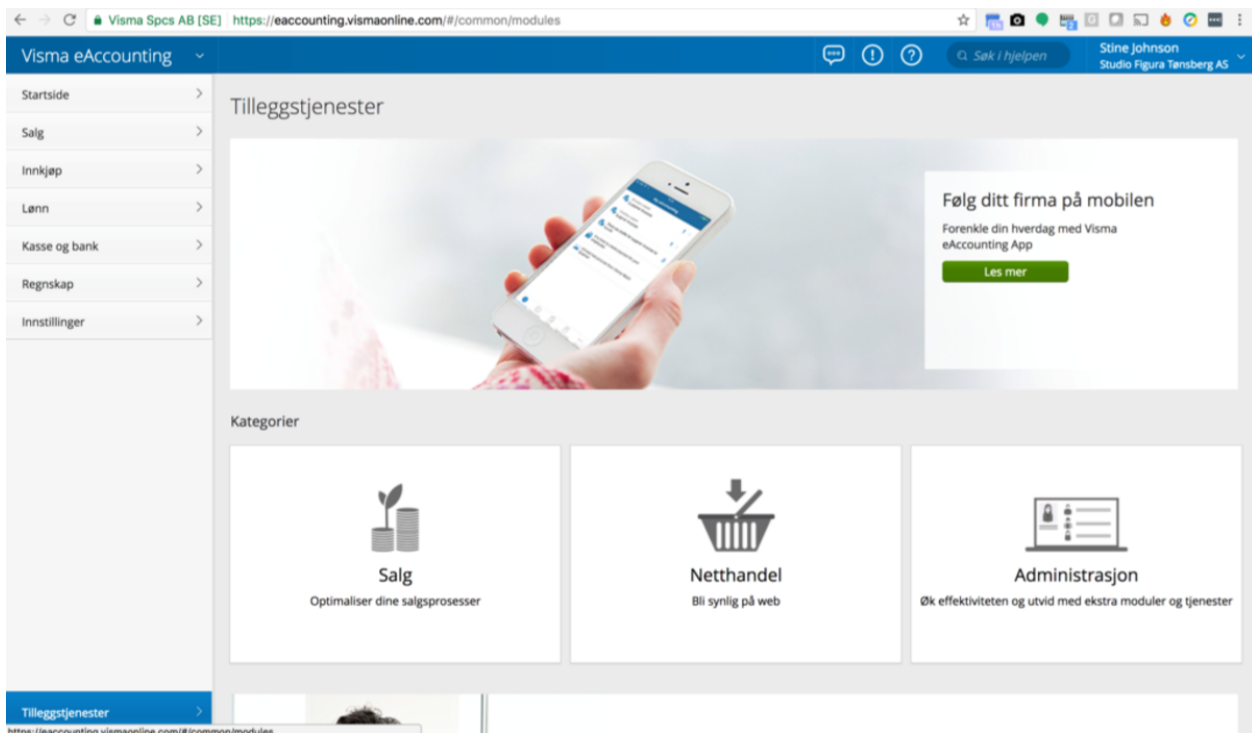


How to set up eAccounting in 5 minutes!

Last updated 2020-10-22



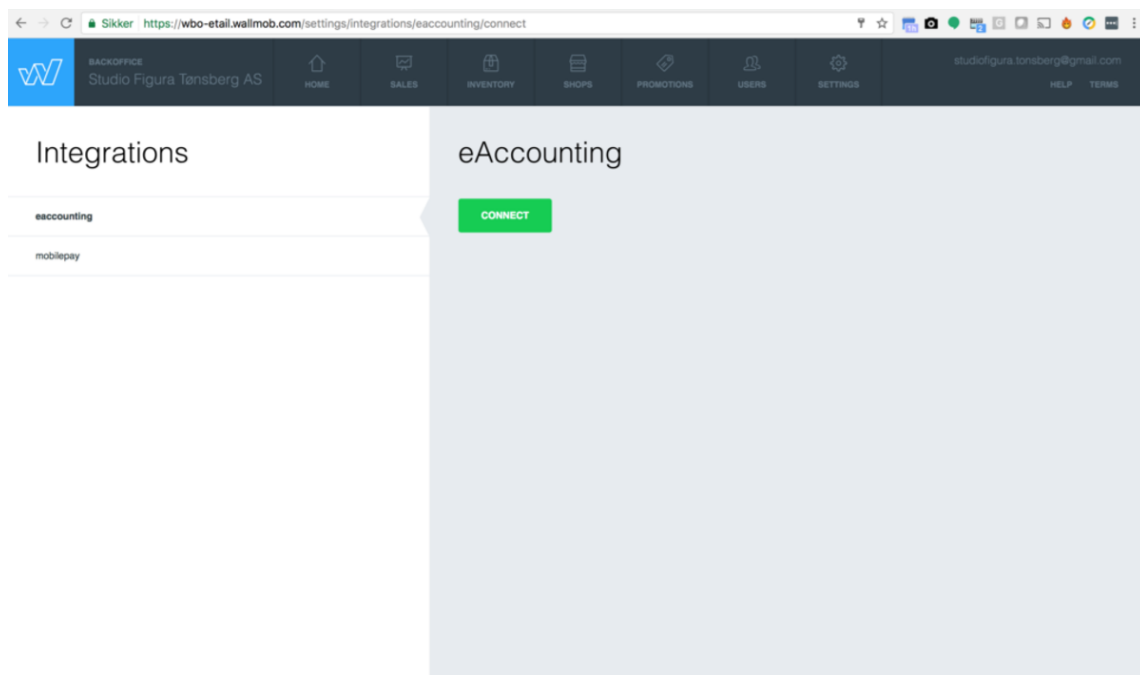
1. Open eAccounting and select Administration.



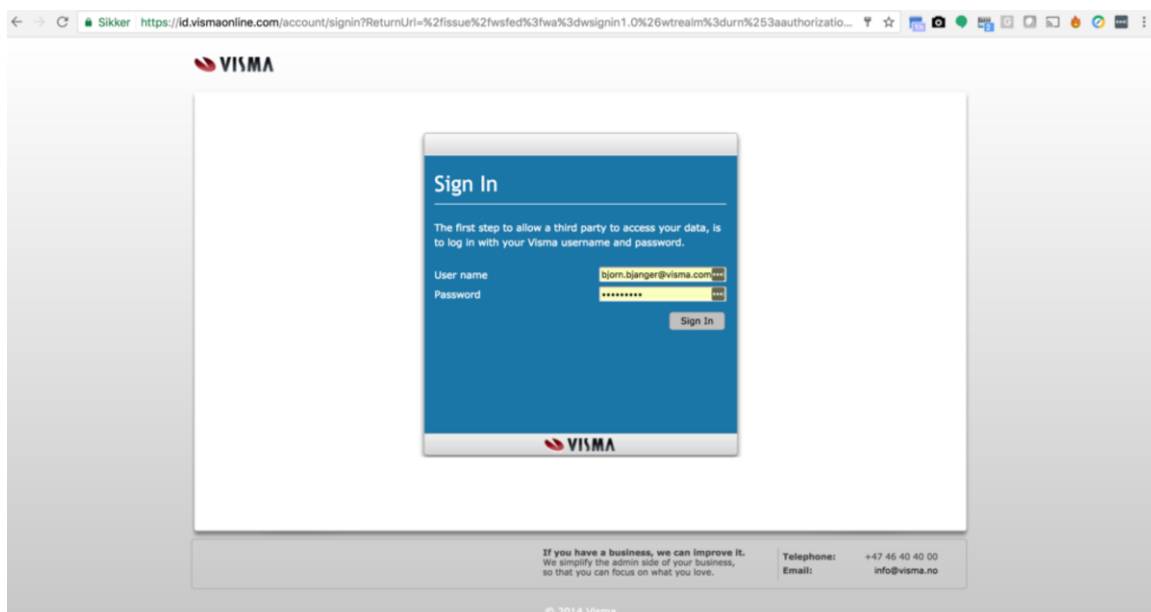
2. Enable (API) for integration.



3. Log in to the Wallmob backoffice and select Setup - Integrations. Then select eAccounting and Connect.



4. Log in to eAccounting with your default eAccounting username and password.



5. You are now returning to Wallmob to set up the chart of accounts. Suggestions for the most commonly used plan are already there, but you can customize this yourself.

The screenshot shows the Wallmob eAccounting configuration page. The browser address bar displays the URL: <https://wbo-etail.wallmob.com/settings/integrations/eaccounting/config?code=f7751841d5774ee9abecb7c0c72053a&state=fc4f01cf...>. The top navigation bar includes a 'w' logo, 'BACKOFFICE Studio Figura Tønsberg AS', and menu items: HOME, SALES, INVENTORY, SHOPS, PROMOTIONS, USERS, SETTINGS, and a user profile for 'studiofigura.tonsberg@gmail.com'. The main content area is titled 'Integrations' and 'eAccounting'. On the left, a sidebar lists 'eaccounting' and 'mobilepay'. The 'eAccounting' section has a 'DISCONNECT' button and an 'UPDATE' button. Below this, the 'Accounts' section is divided into two columns. The left column lists payment types and their corresponding account numbers: 'BANK PAYMENTS' (1920 Bankinnskudd), 'CASH PAYMENTS' (1900 Kontanter), 'MISC PAYMENTS' (1900 Kontanter), and 'MOBILEPAY PAYMENTS' (1900 Kontanter). The right column lists VAT rates and their corresponding account numbers: 'VAT 25 %' (3020 Salgsinntekt tjenester, avg. pliktig, høy sats(Utgåer)), 'VAT 15 %' (3000 Salgsinnt. handelsvarer, avgiftspliktig, høy sats(Ut)), 'VAT 10 %' (3050 Salgsinnt. tjenester, avg.pliktig, lav sats(Utgående)), and 'VAT 0 %' (3100 Salgsinntekt handelsvarer, avgiftsfri(Ingen mva. in)). Below the 'Accounts' section is a 'Deviation' section with a dropdown menu for 'ACCOUNT FOR DEVIATIONS' set to '7395 Øreavrundning'.

6. Save/Update. Congratulations! You now have control over the daily transfer of sales and VAT to your accounts.